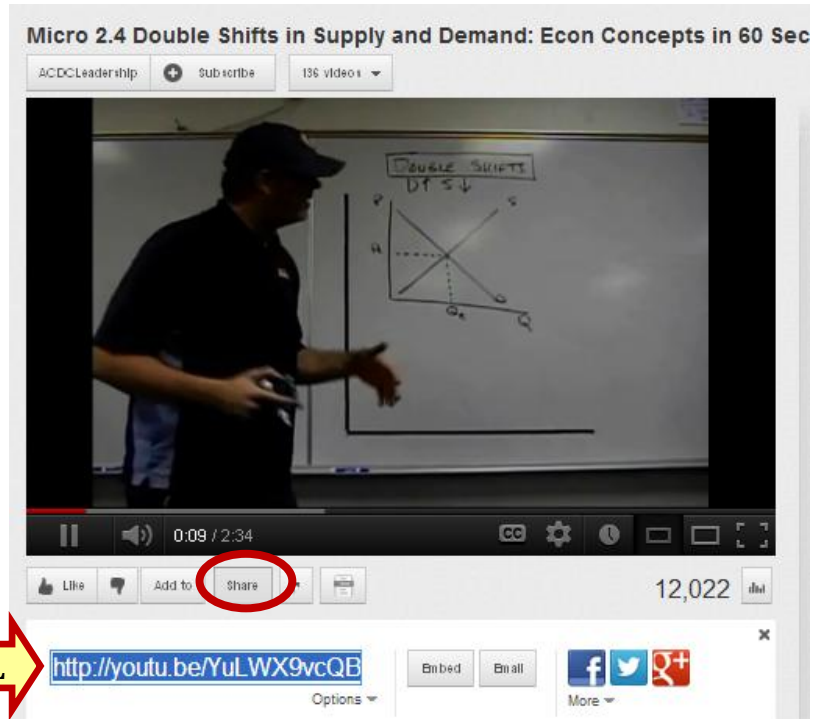


# How to Download YouTube Videos in flash format for SMART Notebook 11

**STEP 1:** Grab the video URL from YouTube.

To grab the URL, click the **Share** button at the bottom of the video.

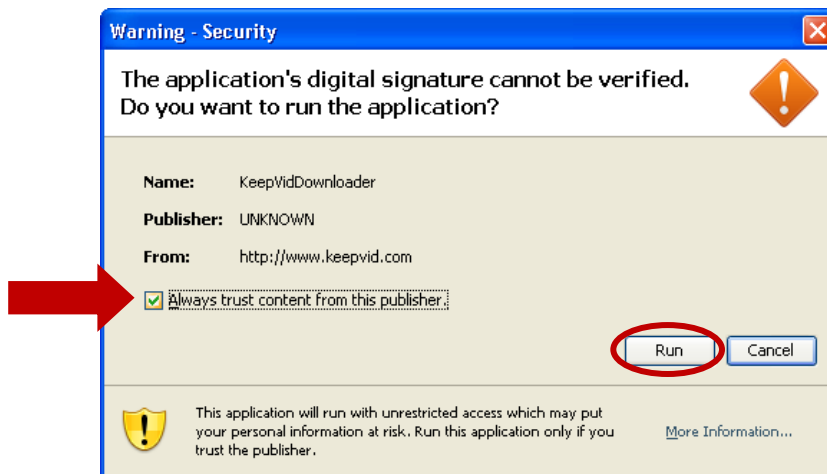
Copy the URL for the video (CTRL + C on your keyboard).



**STEP 2:** Go to [www.keepvid.com](http://www.keepvid.com) and paste the video URL on the line, as shown below ⇒ Click **Download**.



**STEP 3:** If a Security Warning for pops up, check **Always trust content from this publisher** ⇒ Click **Run**.




**STEP 4:** Once you paste the video URL and click download, wait a few seconds. During this time, do not click on the green/yellow buttons as these are advertisements. When the video is ready for download, click **Download FLV (480p)** to download a copy of the YouTube video.



**KEEPVID Bookmarklet**  
1.) Right-click this button, choose "Add to Favorites."  
2.) Click **Keep It!** when watching a video to download it

http://www.youtube.com/watch?v=3pPQJphDpNU **DOWNLOAD**



Do not click these buttons!  
They are advertisements!

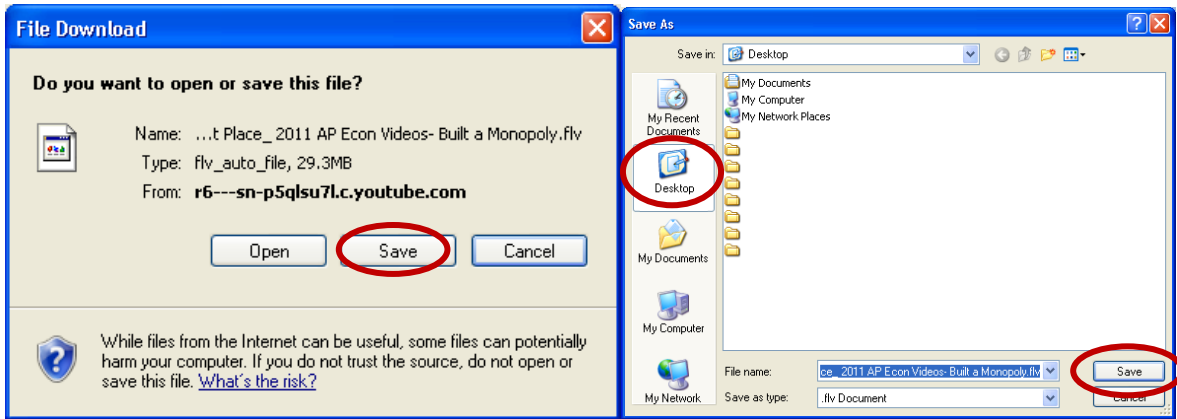
Please report any issues to: [contact@keepvid.com](mailto:contact@keepvid.com)

**\*1st Place\* 2011 AP Econ Videos- Built a Monopoly**  
youtube.com

- » Download 3GP <- 144p - 2.1 MB
- » Download 3GP <- 240p - 6.2 MB
- » **Download FLV <- 240p - 7.8 MB**
- » **Download FLV <- 360p - 19.7 MB**
- » **Download FLV <- 480p - 29.4 MB**
- » Download MP4 <- (Max 480p) - 16.9 MB
- » Download WebM <- 360p - MB
- » Download WebM <- 480p - 31.1 MB
- » Download MP3 <- using (SnipMP3.com) - 0.0 MB

**To download a copy of the video to embed into a SMART Notebook file, download any of these videos. 480p will give you the best picture quality!**

**Step 5:** The File Download Box will appear ⇒ Click **Save** ⇒ Select your file destination (i.e., Desktop) ⇒ Click **save** again.



**STEP 6:** Add the newly downloaded .flv (Flash Video File) to your SMART Notebook file!